

Zander Srodes
U. S. A









Class Rules
Use **CARE.S**
Respect others and
the things around you.
Make sure that
everybody has fun.
Mrs. Kiki's 2nd grade

Things to Try
Create a collage in the Big
Red Book of the things
you like to do. Use pictures
and words to describe your
collage. Use the Big
Red Book to share your
collage with the class.

Sea Turtles and Friends

WORLDWIDE CLUB



LIBRARY ENHANCEMENT FUND GIFTS - 1997

FROM MR. AND MRS. JOHN W. P. HENRICH
IN MEMORY OF THEIR SON
JOHN THOMAS HENRICH 1949-1984

IN MEMORY OF FRANCES Y. BOKRINE
FROM HER FRIENDS

IN MEMORY OF FLORENCE AND JOHN RIGHAMER
FROM THE ESTATE OF ELEANOR K. RAY

IN MEMORY OF MARGUERITE C. HUSTON
FROM HER FRIENDS AND FAMILY

THE ESTATE OF ELLOUISE JEFFREYS

THE DR. LLOYD AND KAY CHAPMAN CHARITABLE FOUNDATION

MR. AND MRS. ROBERT J. WALKER
AND THE NYNEX MATCHING GIFT CENTER

JULIA AND DICK HYMAN

GULF COAST CHAPTER, AMERICAN HIBISCUS SOCIETY

GULF COAST MINERAL, FOSSIL, AND GEM CLUB

VENICE CHAPTER ANTIQUE AUTOMOBILE CLUB OF AMERICA

VENICE COIN AND CURRENCY CLUB

VENICE STAMP CLUB

PLEASE
DO NOT
PUT
ANYTHING
ON THE
PIANO.





Gulf of Mexico

Atlantic Ocean

Caribbean Sea

Pacific Ocean

Florida / USA

Bahamas

Cuba

Turks & Caicos

Mexico

Cancun

Cozumel

Cayman Islands

Jamaica

Haiti

Dominican Republic

Puerto Rico

British Virgin Islands

US Virgin Islands

Anguilla

St. Martin / St. Maarten

St. Barthélemy

Barbuda

Antigua

Marie-Galante

Dominica

St. Eustatius

St. Kitts & Nevis

Guadeloupe

Les Saintes

Martinique

St. Lucia

St. Vincent & The Grenadines

Barbados

Grenada

Tobago

Trinidad

Aruba

Curaçao

Bonaire

Honduras

Nicaragua

Costa-Rica

Panama

Colombia

Venezuela

Guatemala

Belize



We can make it if we try

Make do your best!

We are God's children

Anglicans are Christians

faith

COL
COM



Zander Srodes'


"Turtle Talks" Activity Book




Linda Soderquist

Draw Your Own Sea Turtle

1. Make an oval with a flat top.
2. Add a head. If you are making a loggerhead sea turtle, make the head BIG, like a log! If you are making a green sea turtle, the head will be smaller.
3. Add eyes.
4. Front flippers are next. Sea turtles cannot pull their legs and head into their shells, so there will be more forelimb (flipper) showing.
5. Next come the "scutes." Scutes are hard scales on the sea turtle's shell. Start with three hexagons (hexagons are six sided shapes)
6. Add line segments from your hexagons.
7. If you've done this part right, your turtle will have thirteen scutes. All sea turtles have scutes, except leatherbacks.
8. If you want to get fancy, you can add a band of smaller scales around the thirteen scutes. Your sea turtle will have "leathery" looking skin.
9. If you want a boy turtle, add a big tail, but if yours is a girl, the tail will just poke out a bit from under the shell.



 Turtle truth... Some females may nest many times in a season, laying hundreds and hundreds of eggs.

Can you label the turtle's anatomy?

"Turtle truth... Sea turtle eggs are about the size and shape of ping pong balls... except they are more "leathery" so they don't break when laid."

The back of a turtle is covered with bony plates called scutes, which form the CARAPACE.

The front flipper is called the FORE LIMB.

The back flipper is called the HIND LIMB.

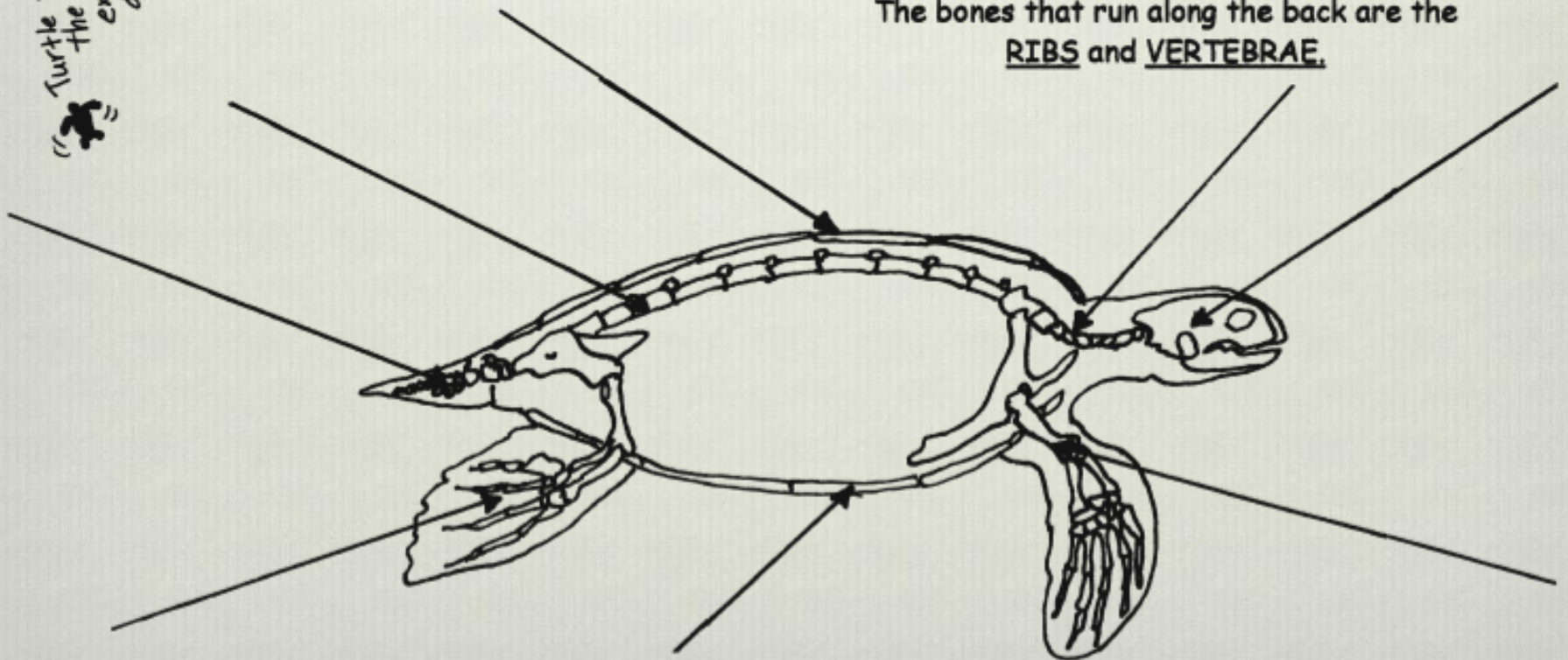
The underside of a turtle is called the PLASTRON.


The bones in the tail are called the TAIL VERTEBRAE.

The bones in the neck are called the NECK VERTEBRAE.

The soft parts of the head are protected by the SKULL.


The bones that run along the back are the RIBS and VERTEBRAE.



 Turtle truth... hatchlings will be boys if the eggs have a cooler temperature surrounding them... and hatchlings will be girls if there are warmer temperatures in the nest.

Hawksbill

The hawksbill is often sought after by poachers because of its beautiful carapace, or top shell. The carapace itself is yellow and brown. The scales overlap like roof shingles to make a very ornate pattern. This sea turtle measures in a little less than 3 feet long and usually weighs around 100 pounds at adulthood. Their diet consists of poisonous sponges that scientists have not figured out how hawksbills eat without any ill side effects. When a hawksbill chooses a nesting site, it tends to select a very isolated spot where there are lots of roots and shrubs. They do this to make it more difficult for predators to get their nest.



Results to Date

- ❖ Over 200 school presentations
- ❖ 200,000 activity books printed in English, French, and Spanish
- ❖ 3 sister school partnerships developed

Why Should We
Care About Sea
Turtles







