

Corporation obtaining approval, the name of its representative,
and the address of its main office

Name: Monsanto Japan Limited
Seichiro Yamane, President

Address: Ginza Sanno Bldg. 8F
4-10-10, Ginza, Chuo-ku, Tokyo

Approved Type 1 Use Regulation

Name of the type of Living Modified Organism	Alfalfa tolerant to glyphosate herbicide (<i>cp4 epsps</i> , <i>Medicago sativa</i> L.) (J101×J163, OECD UI:MON-ØØ1Ø1-8×MON-ØØ163-7)
Content of the Type 1 Use of Living Modified Organism	Provision as food, provision as feed, cultivation, processing, storage, transportation, disposal and acts incidental to them.
Method of the Type 1 Use of Living Modified Organism	—

Outline of the Biological Diversity Risk Assessment Report

I. Information collected prior to assessing Adverse Effects on Biological Diversity

1. Information concerning a recipient organism or the species to which the recipient organism belongs

(1) Taxonomical position and state of distribution in natural environment

- i) The common name: Alfalfa, Lucerne
The scientific name: *Medicago sativa* L.
- ii) The recipient organism is the R2336 line of the breeding maternal line group of Alfalfa (*Medicago sativa* L.) which belongs to the genus *Medicago*, a perennial legume, and it belongs to *M. sativa* subsp. *sativa*.
- iii) The origin of Alfalfa (*Medicago sativa* L.) is considered to be the areas, Asia Minor, Transcaucasus, Trukmenistan and Iran. Then it spread out to the Mediterranean area, North Africa, Middle East, Europe, Siberia, Northern India and China, where it became rooted.

Alfalfa (*Medicago sativa* L.) is a species composed of several subspecies which can easily cross with each other and have the same karyotype. The subspecies are classified according to the color of flower and the shape of seedpod. Most of Alfalfa cultivated worldwide is classified as tetraploid *M. sativa* L. subsp. *sativa* (violet-flower Alfalfa). The diploid and tetraploid *M. sativa* L. subsp. *falcata* L. (yellow-flower Alfalfa), yellow-flower varieties of Alfalfa, are used for selective breeding of *M. sativa* L. subsp. *sativa* to provide cold-tolerant and drought-tolerant genetic resources, and also cultivated on a small scale primarily in grazing lands in some cold climate areas (Canada and Siberia). Another subspecies which belongs to *M. sativa* L. includes subsp. *glutinosa*. In addition, the crossbreds produced by crossing of the above mentioned three subspecies to various extents (including *M. sativa* L. subsp. *x varia*, popularly known as Alfalfa of variegated colors, a cross between subsp. *sativa* and subsp. *falcata* L.) are also classified into *Medicago sativa* L.

In some classification methods for Alfalfa, *M. sativa* L. *falcata* L. and *M. sativa* L. *x varia* (also known as *M. media* Pers.) are defined as in a different species from that of *M. sativa* L., though they are treated as subspecies in recent years due to the lack of definite difference in the reproductive isolation function between them and *M. sativa* L. *sativa*.

Alfalfa is known as one of the oldest grazing crops which has been cultivated from prehistoric times. The cultivars of Alfalfa originated from several lines. One of the two major lines spread out from the highlands in Asia Minor and Transcaucasus to Europe and North Africa to become the origin of Modern European type *M. sativa* L. subsp. *sativa*. The other line is the native Central Asian *M. sativa* L. subsp. *sativa* which is used as gene resources resistant to clavibacter wilt disease and stem Nematoda, and the others. As such, the two lines of *M. sativa* L. subsp. *sativa* in a limited range of areas are reportedly the basic origin of Alfalfa.

M. sativa L. subsp. *falcata* L. is also considered to hail from Central Asia, and it is spread from the northmost part of Siberia to Europe, offering the cold-tolerant feature. This has been playing an important role as a key cold-tolerant genetic resource in forming the modern Alfalfa. In the US, since the introduction in 1850 as a grazing crop, Alfalfa has been cultivated in much larger areas than in Japan, though it is not included in the Problem Weeds List.

In Japan, Alfalfa was introduced as a grazing crop in the early years of the Meiji era and then it was reportedly spread and became wild in the flat lands and the roadsides and grasslands in low-mountainous regions across the country. The growth has been actually observed along the roadsides, in vacant lands, and/or orchards in Asahikawa, Akita, Shizuoka, Mie, Kobe, Tokushima, Saga, and Oita. A typical route of penetration of the wild Alfalfa includes mixing in the agricultural materials (the seeds of flowering plants and herbs) imported for roadside and recreation ground maintenance and improvement and tree-planting programs, and the others.

In contrast to this, however, as a result of aggregation of information about the wild-growing genus *Medicago* plants carried out through cooperation between Gifu University, National Grassland Research Institute of the Ministry of Agriculture, Forestry and Fisheries of Japan, and Aichi-ken Agricultural Research Center, only four species were found growing wild in Japan, *M. polymorpha*, *M. lupulina*, *M. arabica* and *M. minima*, which are all annual, inbreeding plants except the species found growing near the trade port, and no self-seeding Alfalfa was observed.

Based on the above understanding, it is considered that the Alfalfa growing areas in Japan are scattered all over the country and the size of individual populations is not so large, since some reports negate possible self-seeding Alfalfa depending on the investigational criteria, though the other reports present self-seeding Alfalfa in various parts of Japan.

(2) History and present state of Use

- i) Alfalfa has the longest history of cultivation among the grazing crops. It is rich in protein, calcium and other minerals, and highly palatable to cattle and then it is also referred to as "Queen of Forage Crops." It was discovered in archeological remains in Turkey that Alfalfa was used for livestock feed in BC 1400 to 1200. It was brought into Greece in BC 400, Rome in BC 200, and China in BC 126 through the Turkestan district in Russia. Then, Alfalfa became widespread in Europe and North Africa by 18th Century, and then it was introduced from Europe into South and North Americas, Australia and New Zealand from 18th Century. To Japan, it was reportedly introduced in the years from 1716 to 1861 from China, though the practical cultivation started in 1874 in response to the introduction into Hokkaido from US and the widespread use was started after the Second World War (1945-).

In the US, since the start of independent raising of Alfalfa or combined raising with Poaceae grazing crops in 1997, Alfalfa has been cultivated in a total of 23 million acres (approx. 9.3 million hectares) or more mainly in the 13 States including California, Colorado, Idaho, Iowa, Kansas, Michigan, Minnesota, Montana, Nebraska, North Dakota, Pennsylvania, South Dakota and Wisconsin.

- ii) In Japan, Alfalfa is now cultivated primarily in Hokkaido, though it offers weak competition to weeds and then the growing lands are susceptible to penetration of weeds of various types. For this reason, proper provisions against weeds are needed before seeding and throughout the growing period. However, in practice, it is difficult to completely eliminate the penetration of weeds. In addition, Alfalfa is not suited for the hot, moist environment in Japan due to the origin in those areas of least precipitation, which provides higher drought-tolerance though lower moisture-tolerance. Because of such difficulty in cultivation, Alfalfa is not so much spread in Japan and the total cultivation area is limited to around 9,000 hectares.

The stem and leaf of Alfalfa is rich in protein, vitamin and calcium, and the crops are utilized primarily as forage for dairy cattle in the form of hay, cubes, or meal (crushed hay). In addition, Alfalfa sprout is used as food. The seeds of Alfalfa for grazing crop and sprout are significantly different in the unit price, and the seeds for sprout are cultivated under contract and produced, distributed and introduced in different market from that for the seeds for grazing crop.

Japan imports a total of about 85 ton seeds for domestic cultivation and other applications from the US (about 80 ton), France (about 4 ton) and Australia (about 1 ton). In Japan, Alfalfa is in great demand for grazing crop, and about 200,000 ton of Alfalfa meal and pellet was imported in 2000, which corresponds to the cultivation area of 400,000 hectares. Top four exporting countries are Canada (about 150,000 ton), Netherlands (about 27,000 ton), the US (about 15,000 ton), and Italy (about 9,000 ton).

Alfalfa is allogamous and it causes inbreeding depression when genetically fixed through inbreeding. For this reason, commercial cultivars use synthetic varieties obtained from the crossing of several genetically superior lines in the fields. As a result, genetically fixed cultivars are not available.

The customary method for cultivation of Alfalfa in Japan is as follows: The seeds are typically sown in spring in the cold-weather district Hokkaido or autumn in the other warm-weather districts. The amount of seeding is 1.5 to 2.5 kg/10a for independent planting of Alfalfa, or 1.0 to 1.5 kg/10a for mixed planting with Poaceae grazing crops. As the base manure, 5kg nitrogen, 20 to 30 kg phosphoric acid and 10 kg potassium are applied per 10a. For cultivation of Alfalfa, protection against weeds is a major issue and thus, consideration must be given to use the fields which are less susceptible to weeds and get rid of weeds in the stage of raising the previous crops. Harvesting is available 2 to 3 times in Hokkaido per year and 4 to 8 times in the Kanto District and westward. Harvesting has been carried out conventionally before 10% flowering, though, in recent years, earlier harvesting is recommended.

(3) Physiological and ecological properties

i) Basic properties

Alfalfa is a perennial dicotyledon that reproduces by seed propagation. The leaves are arranged alternately on the stem, having 3 leaflets. It grows to a plant height of 50 to 150 cm, having 5 to 25 stems per individual, and it provides 50 or more stems in any big, vigorously growing plants which stand straight from the crown of the bottom of stem.

ii) Environmental conditions allowing inhabiting or growth

At present, distribution and cultivation of Alfalfa are almost limited to the subtropical to temperate zones in the range between latitude 30° to 60° north and latitude 20° to 45° south at an average temperature of -12°C to +10°C in the winter isothermal line and +16°C to +27°C in the summer. The amount of rainfall in the major cultivation areas of Alfalfa ranges from 250 to 1,000 mm. With respect to the latitudes and the average temperature, Japan falls within the distribution range of Alfalfa, though the average precipitation in Japan is 1,000 to 2,000 mm, and there is no area worldwide in the cultivation areas of Alfalfa having such a great deal of rain as in Japan. Alfalfa is a deep-rooted plant and thus, it is not suited for cultivation in wetlands and other dead-water areas but it prefers well-drained lands. In addition, Alfalfa is weak in competition with weeds and then proper lands must be selected that are less susceptible to propagation of weeds. Among the grazing crops, Alfalfa prefers the most fertile soil with the optimum soil pH of 6.5 to 7.0 near the neutral and dislikes any acid soil. The optimum timing for seeding is considered at a ten-days average temperature of 9°C to 11°C for the seeding in spring and around 20°C for the seeding in autumn.

Based on the above understanding, it is considered that there is little likelihood of that the individuals growing and becoming weeds under the natural conditions in Japan increase and the distribution expand. In fact, there has been no report showing Alfalfa became a problem weed in Japan.

iii) Mode of propagation or reproduction

a) The seedpod is less likely to split open. Ripe seeds often form an impermeable seed coat which prevents absorption of water content, in which case they can survive in the soil for several years.

b) Alfalfa hardly forms any creeping stem or underground stem, by which, thus, the roots cannot grow. A plant body forms a crown after it is reaped or the above ground part withers and dies to survive the winter, and in the next year, a new shoot regrows from the crown. The highly cold-tolerant cultivars show higher dormancy in the autumn season and tend to cease growing immediately in the shorter-day and lower-temperature conditions in autumn to prepare for overwintering.

- c) Alfalfa is an allogamous plant having a higher self-incompatibility, and the seeds are formed by insect pollination with the flower bee, leaf-cutting bee and honey bee primarily serving for transmission of pollens. The time of flower initiation is May to June. By the insect visiting and nectar-sucking, the style in the carina turns inside out and becomes exposed, allowing the stigma to hit against the vexillum and the insect body. This stimulus causes the stigma to induce the capability of pollination. This is a mechanism to ensure the cross fertilization, known as tripping. In Japan, however, Alfalfa has a limited number of visiting insects, and the varieties of insect serving the tripping at a high efficiency are limited even they visit Alfalfa, this resulting in lower efficiency of pollination. In the sites in Japan for breeding and seed production of Alfalfa, Alfalfa leaf-cutting bees and other insects ensuring higher efficiency of pollination are intentionally set free in the fields to produce the seeds.

Relatives considered to be able to cross with Alfalfa (*M. sativa* L.) under natural conditions include two species, *M. prostrata* and *M. glomerata*, which are not present in Japan.

For reference, there are eight wild relatives of Alfalfa growing naturally in Japan; *M. polymorpha*, growing along the roadsides on the coasts or in the flatlands across the country, *M. laciniata* L. (also known as *M. polymorpha* L. var. *laciniata*) and *M. ciliaris* L. (also known as *M. polymorpha* L. var. *ciliaris* L.), growing in any vacant lots in the flatlands, *M. orbicularis* (also known as *M. polymorpha* L. var. *orbicularis* L.), growing in any vacant lots near the coasts, *M. lupulina*, growing along the roadsides or in the lawn on the coasts or in the flatlands across the country, *M. arabica*, discovered infrequently in the western Japan, *M. minima*, growing relatively infrequently in Honshu, and *M. truncatula*, discovered first in 1995 in Japan, which are all annual plants. Among these, two species *M. polymorpha* and *M. lupulina* were introduced before the Meiji era (1868).

However, between the annual and perennial species of the genus *Medicago*, artificial cross-fertilization cannot be attained. In addition, also in nature, no crossing between the both species has been observed. As a result, Alfalfa and the annual genus *Medicago* are considered genetic incompatible. Then questions were asked to the experts of Alfalfa in the fields of inheritance, classification and breeding of the genus *Medicago* as to the possibility of crossability between the annual genus *Medicago* and Alfalfa under natural conditions. According to the answers from the experts, there is little likelihood of crossability between the perennial genus *Medicago* and the annual genus *Medicago* under natural conditions and there is no successful crossing despite of the efforts by a number of researchers over a long period of time.

In fact, for crossability between Alfalfa and *M. polymorpha* L., it has been observed that the pollen tube fails to grow even if the stigma of *M. polymorpha* L. is pollinated with the pollens of Alfalfa.

In addition, for crossability between Alfalfa (*M. sativa* L.) and *M. lupulina*, there are some reports in the past literature addressing the individuals considered the crossing of these species, though there is no follow-up report

published by the same researchers because the plant body is completely sterile and it fails to produce any seed. The experts suspect that the plant body addressed in the literature really came from crossing since the plant body had not been tested for crossing using the molecular marker. According to the follow-up tests by the experts, crossing could not be successfully repeated.

Moreover, according to the reports, the stigma of Alfalfa was pollinated with eight species (including *M. lupulina* and *M. scutellata*) which are considered highly genetic incompatible with the genus *Medicago*, after which the process of development of embryo was examined. For *M. lupulina*, the initiation of development of embryo was only observed, though normal embryo could not be formed in all crossing cases including *M. lupulina*. As a result, no evidence was obtained for fertilization with *M. lupulina*.

Based on the above understanding, it is considered that there is no possibility of crossing with *M. polymorpha* and *M. lupulina* and there exists no wild relative in Japan which can cross with Alfalfa under evaluation.

- d) The pollen is spherical in shape, having a diameter of about 32 μ m, and about 2,500 pollens are produced per flower. The longevity of the pollen is about one hour. For the dispersion distance of pollen, test was carried out in the US on the traditional Alfalfa, using the glutamine synthase (GS) gene marker and the RAPD marker which can distinguish between autogamy and allogamy. As a result of the measurement using the GS marker in a small-scale experimental field containing the Alfalfa as the pollen source of 1m in diameter (<0.1 m²), the rate of natural crossing was found 0.2% at a distance of 4m and 0% at 6m or more. On the other hand, as a result of measurement using the RAPD marker for the rate of natural crossing at a total of 12 crossing checking zones (1m diameter) installed at distances (0, 20, 40, 60, 80, 100, 200, 300, 400, 500, 750, 1000m) from a pollen source of typical field scale (around 10,000 m²), a higher rate of crossing of 25 to 35% was observed even at the most distant point of 1000m. This higher rate of crossing may be explained by the findings that (1) the strain used in the individual crossing checking zones is a genetic clone obtained by vegetation propagation and thus it is difficult to form any self-fertilization seeds due to the strong self-incompatibility of Alfalfa by nature, (2) as a result, rate of allogamous seeds increases among a small number of fertile seeds (the number of obtained seeds is not reported in the literature), and (3) there is a possibility of crossing due to any other pollens than those from the selected pollen source, and the others. Based on the above understanding, it is judged that this test allows examination of maximum dispersion distance of pollen of Alfalfa under natural conditions, though it can overestimate the rate of crossing compared to that under natural conditions.

In the US, using this recombinant Alfalfa, investigation was made to determine the rate of natural crossing with the traditional Alfalfa. In this test, the rate of crossing between this recombinant Alfalfa and traditional Alfalfa was determined at a total of four crossing checking zones (0.03 acres each) with traditional Alfalfa selected at proper distances from one acre (4,047 m²) of cultivation zone of this recombinant Alfalfa taken as pollen source. As a result, the rate of natural crossing between this recombinant Alfalfa and traditional Alfalfa was

found 1.39% at a distance of 500 ft. (about 174 m) from the pollen source, 0.32% at 1,000 ft. (about 348 m), 0.07% at 1,500 ft. (about 522 m), and 0% at 2,000 ft. (about 610 m).

iv) Productivity of harmful substances

It is known that Alfalfa releases water-soluble allelochemicals which can inhibit the growth of Alfalfa itself and other plants from the stems and leaves, roots and other plant tissues. Ramish *et al.* has reported that, in the soil plowed with only the roots of Alfalfa or with the roots and above ground part, the germinating rate, plant height and plant weight of Alfalfa and Sorghum are decreased and also that the water-soluble substances from young seedlings inhibit the germination and root growth of Alfalfa and Sorghum. In addition, Kawada *et al.* fractionated the hydrophobic or semi-hydrophobic organic substances collected from the exudate from the roots of Alfalfa cultivated in the water culture into acid, neutral and base. As a result, it was reported that the neutral fraction inhibits the germination of lettuces greatest among the fractions and the neutral fraction also inhibits the germination and the growth of young roots of 4 kinds of field crops and 6 kinds of grazing crops though the degree of inhibition varies between different plants. However, no allelochemical for Alfalfa has been identified so far.

2. Information concerning preparation of living modified organisms

(1) Information concerning donor nucleic acid

i) Composition and origins of component elements

The synthetic cultivar J101 x J163 (*cp4 epsps* x *cp4 epsps*, *Medicago sativa* L.) (J101 x J163, OECD UI No : MON-ØØ1Ø1-8 x MON- ØØ163-7) (hereafter referred to as "this stack Alfalfa") was developed by the crossing of the following two recombinant Alfalfa with the use of the breeding method described later from page 9. The two recombinant Alfalfas are i) Alfalfa J101 line tolerant to glyphosate herbicide (*cp4 epsps*, *Medicago sativa* L.) (J101, OECD UI No: MON-ØØ1Ø1-8) (hereafter referred to as "J101") and Alfalfa J163 line tolerant to glyphosate herbicide (*cp4 epsps*, *Medicago sativa* L.) (J163, OECD UI No : MON-ØØ163-7) (hereafter referred to as "J163"). Therefore, this stack Alfalfa possesses the both characteristics of these two parent recombinant Alfalfa lines. Then, the information concerning preparation of J101 and J163 are explained individually in the following sections. The J101 and J163 are the recombinant Alfalfa lines developed in different events with the same vector and preparation method.

The cultivar to be commercialized as Alfalfa tolerant to glyphosate herbicide contains this stack Alfalfa and the parent lines. The breeding method of Alfalfa to be commercialized is explained below.

Alfalfa is an allogamous autotetraploid ($2n=4x=32$), containing 4 sets of chromosomes. Then, for genetic fixation of a certain gene, the 4 sets of genes must all become the identical allele (or homologous). However, Alfalfa has a high self-incompatibility and causes significant inbreeding depression when genetically fixed by inbreeding. For this reason, genetically excellent traits cannot be genetically fixed in the development of commercial varieties of Alfalfa by inbreeding or crossing of inbred lines. Therefore, in the actual breeding process, several lines having genetically excellent traits are crossed with each other in the field to obtain and develop a synthetic variety for commercial supply.

In the commercial variety of Alfalfa tolerant to glyphosate herbicide (Product name: Roundup Ready Alfafla), it is aimed to make the purity of glyphosate-tolerant individual 90% or more. In practice, however, as mentioned above, it is difficult in Alfalfa to fix the modified *cp4 epsps* gene in a population by inbreeding. Then, in order to increase the frequency of occurrence of glyphosate-tolerant individuals in a population, Roundup Ready Alfalfa is raised using the the two lines J101 and J163 which independently inherit the modified *cp4 epsps* gene (Table 1). In the process of development of Roundup Ready Alfalfa, the line-specific PCR is conducted on the F1 population obtained by the crossing between the population of J101 individuals (genotype Aaaa or AAaa) and the population of J163 individuals (genotype Bbbb or BBbb) to select only the individual (J101 x J163)(the individual possessing the both genotypes Aaaa or AAaa and Bbbb or BBbb) among the F1 individuals, which has the both genes, modified *cp4 epsps* gene derived from J101 and modified *cp4 epsps* gene derived from J163 for use as the Syn0 population.

In the process of development from Syn1 to Syn3, random crossing is carried out in individual populations. As a result, in the population of this stack Alfalfa, the individual (J101) having only the modified *cp4 epsps* gene from J101 and the individual (J163) having only the modified *cp4 epsps* gene from J163 are segregated. For the number of modified *cp4 epsps* genes per individual in the populations from Syn1 to Syn3, theoretical values determined based on the ratio of segregation by Mendelian inheritance are listed in Figure 1. In Figure 1, the individuals indicated by 1,0, 2,0, 3,0 and 4,0 refer to those having only the modified *cp4 epsps* gene from either J101 or J163, namely, they correspond to J101 or J163, the parent lines of this stack Alfalfa. In the actual investigation for segregation of genotype in the Syn1 generation of this stack Alfalfa, the modified *cp4 epsps* gene from J101 and the modified *cp4 epsps* gene from J163 exhibited the segregation as expected by the Mendelian inheritance (Table 1). In addition, as Figure 1 indicates, the number of modified *cp4 epsps* gene possessed by each individual in individual generations is free from any significant variation. In the actual evaluation test of this recombinant Alfalfa, Syn1 generation is used. The number of modified *cp4 epsps* genes per individual in the Syn1 generation is 2.39, and the number of modified *cp4 epsps* genes per individual in the Syn3 (commercialization generation) is 2.30 on average.

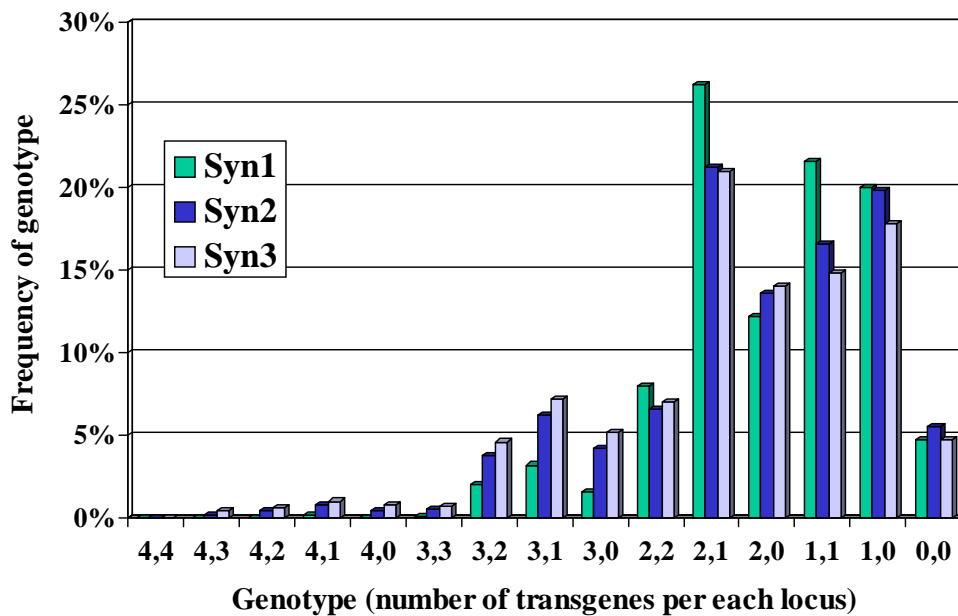


Figure 1 Frequency of genotype of modified *cp4 epsps* genes per individual in the populations from Syn1 through Syn3

The variation in the number of modified *cp4 epsps* genes derived from J101 and J163 per individual in the populations of Syn1 to Syn3 generations are shown. The frequency of genotype is based on the theoretical values determined from the ratio

of segregation by expected Mendelian inheritance. The numerical (a, b) at the bottom of graph indicates the number of modified *cp4 epsps* genes derived from J101 or J163 per individual. For example, 1,2 means the rate of those individuals in a population which contain one modified *cp4 epsps* gene derived from J101 and two modified *cp4 epsps* genes derived from J163 (Aaaa and BBbb) or contains two modified *cp4 epsps* genes derived from J101 and one modified *cp4 epsps* gene derived from J163 (AAaa and Bbbb). As can be seen from the figure, there is no significant variation in the number of modified *cp4 epsps* genes per individual between the different generations.

Table 1 Segregation of genotype of this stack Alfalfa in the Syn1 generation ^a

Genotype ^b	Measured value (Individual)	Expected value (Individual)	χ^2	χ^2 -test
Null	170	172.1	0.025	
J101 alone	659	629.7	0.671	
J163 alone	641	629.7	1.372	
J101 x J163	2191	2229.5	0.206	
Total	3661	3661	$\chi^2=2.275$	NS ^c

^a It indicates the actual segregation of genotype in the 3661 individuals in the Syn1 population of this stack Alfalfa J101 x J163 developed by random crossing between J101 and J163.

^b Genotype was identified as follows: Null (glyphosate sensitive) individual: Identified based on Phenotype; J101, J163, J101 x J163: Identified based on line-specific PCR

^c NS = Not Significant ($p>0.05$)

ii) Functions of component elements

The same donor nucleic acid was used for development of J101 and J163. Functions of component elements of donor nucleic acid that was used for development of J101 and J163 are shown in Table 2.

(Modified *cp4 epsps* gene)

a) Glyphosate is the active ingredient in Roundup, a nonselective herbicide, and inhibits the activity of 5-enol-pyruvylshikimate-3-phosphate synthase (EPSPS) (E.C.2.5.1.19), one of the enzymes in the shikimate pathway for aromatic amino acid biosynthesis by specifically binding to the enzyme. As a result, plants treated with glyphosate cannot synthesize aromatic amino acids essential for protein synthesis due to the inhibition of EPSPS, and die. The target gene of this recombinant Alfalfa, modified *cp4 epsps* gene, expresses the CP4 EPSPS protein which has high tolerance to the herbicide glyphosate. The activity of the CP4 EPSPS protein that is produced by modified *cp4 epsps* gene is not inhibited even under the presence of glyphosate, thus, the recombinant plants that express this protein have normal functions of shikimate synthesis and grow normally.

EPSPS is one of the enzymes that catalyze the shikimate pathway for biosynthesizing the aromatic amino acids specific for plants and microbes, and is located in chloroplasts or plastids in plants. The shikimate pathway is an important metabolic pathway that is considered to be involved in one fifth of carbon fixation by plants. This pathway is regulated by 3-deoxy-D-arabino-heptulonate-7-phosphate (DAHP) synthase, which is involved in the first step of the pathway. It has been clarified to be extremely unlikely that the stages from DAHP through the production of 5-enol--pyruvylshikimate-3-phosphate (EPSP) to the synthesis of chorismic acid are inhibited or suppressed by metabolic intermediates or end products of this pathway. This suggests that EPSPS is not the rate-determining enzyme in this pathway, and as such it is not considered that enhanced EPSPS activity will increase the concentration of aromatic amino acids, the end products of this pathway. In practice, it is reported that plant cells that produce 40 times as much EPSPS as compared to normal do not synthesize excessive aromatic amino acids. In addition, Monsanto Co. examined amino acid contents in the seeds of the recombinant crops in the process of food/feed safety assessment of crop plants (soybean, colesseed, cotton, and maize) that are tolerant to the glyphosate herbicide, and confirmed that there is no difference in the aromatic amino acid content as the end product of the shikimate pathway, between the original non-recombinant plants and recombinant plants. These facts support that EPSPS is not the rate-determining enzyme in this pathway. Besides, EPSPS is the enzyme that catalyzes a reversible reaction to produce EPSP and inorganic phosphates (Pi) from phosphoenolpyruvate (PEP) and shikimate-3-phosphate (S3P), and is known to specifically react with these substances. The only substance that is known to react with EPSPS other than these is shikimate, an analogue of S3P, but the reactivity with shikimate is only one two millionth of the reactivity with S3P, and it is unlikely that shikimate reacts as the substrate of EPSPS in the living plant.

- b) In order to investigate whether the CP4 EPSPS protein shares functionally important amino acid sequences with known allergens, the CP4 EPSPS protein was compared with allergens in the databases (GenBank, EMBL, PIR, NRL3D, SwissProt). As a result, the CP4 EPSPS protein did not share structurally related homologous sequences with any of the known allergens examined.

Table 2 Origins and functions of the component elements used for the development of plasmid PV-MSHT4

Component DNA	Origin and function
Right Border(RB)	A DNA fragment containing right border sequence (24bp) of nopaline type T-DNA derived from Ti plasmid pTiT37. The right border sequence is used as the starting point of T-DNA transfer from <i>Agrobacterium tumefaciens</i> to plant genome.
P-eFMV	35S promoter of duplication enhancer, derived from <i>Figwort mosaic virus</i> (FMV). Involved in the constant expression of the target gene in the entire tissue of plant body. FMV is a virus not developed in Japan so far, though there is no report indicating any virus closely related to FMV makes the genus <i>Medicago</i> to which Alfalfa belongs as the recipient organism. As a result, it is unlikely that the recombination could cause development of any new virus.
HSP70-Leader	5' untranslated leader sequence of petunia hsp70 (heat shock protein) gene. Used to enhance the expression of introduced genes in plants.
ctp2	A chloroplast transit peptide derived from <i>Arabidopsis</i> EPSPS to transport the CP4EPSPS protein to the chloroplast which synthesizes the aromatic amino acid. Transports the target protein to chloroplast from cytoplasm.
Modified <i>cp4 epsps</i>	<i>epsps</i> gene of <i>Agrobacterium</i> sp. CP4 strain
E9 3'	3' untranslated region of ribulose-1, 5-bisphosphate carboxylase E9 gene of pea (<i>Pisum sativum</i>). Terminates transcription of mRNA and induces polyadenylation.
Left Border(LB)	A DNA fragment containing left border sequence (25bp) derived from Ti plasmid pTiA6. The left border sequence is used as the end point of T-DNA transfer from <i>Agrobacterium tumefaciens</i> to plant genome.
(Component elements outside T-DNA)	
<i>ori-V</i>	The replication origin region derived from broad-recipient organism range RK2. Permits autonomous replication of vectors in <i>Agrobacterium tumefaciens</i> ABI strain.
<i>ori-322/rop</i>	The replication origin region isolated from pBR322, a plasmid derived from <i>E. coli</i> . Permits autonomous replication of vectors in <i>E. coli</i> . This region contains not only replication origin but also <i>rop</i> region that is involved in the regulation of the replication, and <i>oriT</i> sequence that is necessary for conjugal transfer from <i>E. coli</i> to <i>Agrobacterium tumefaciens</i> .
<i>Aad</i>	A gene encoding 3''(9)-0-aminoglycoside adenytransferase (AAD) derived from <i>Staphylococcus aureus</i> . Confers resistance to spectinomycin and streptomycin.

(2) Information concerning vector

i) Name and origin

The plasmid vector PV-MSHT4 used to generate this recombinant Alfalfa J101 and J163 is assembled from plasmids including pBR322, which is a synthetic plasmid vector derived from *Escherichia coli* (*E. coli*).

ii) Properties

The total number of base pairs of PV-MSHT4 used to generate this recombinant Alfalfa is 9,023bp. As a selective marker gene of the vector assembled in *E. coli*, the *aad* gene derived from *E. coli* transposon Tn7 is present outside the T-DNA region, which confers resistance to spectinomycin and streptomycin.

The infectivity of this vector is not known.

(3) Method of preparing living modified organisms

i) Structure of the entire nucleic acid transferred in the recipient organism

The plasmid vector PV-MSHT4 used to generate this recombinant Alfalfa is assembled from plasmids including pBR322, which is a synthetic plasmid vector derived from *E. coli*, containing the modified *cp4 epsps* gene expression cassette ([P-eFMV]-[HSP70-Leader]-[CTP2]-[modified *cp4 epsps*]-[E9 3']) (see Table 2 and Figure 2)

ii) Method of transferring nucleic acid transferred to the recipient organism

The T-DNA region of the plasmid PV-MSHT4 was introduced into the breeding maternal group, R2336 line, by the Agrobacterium method.

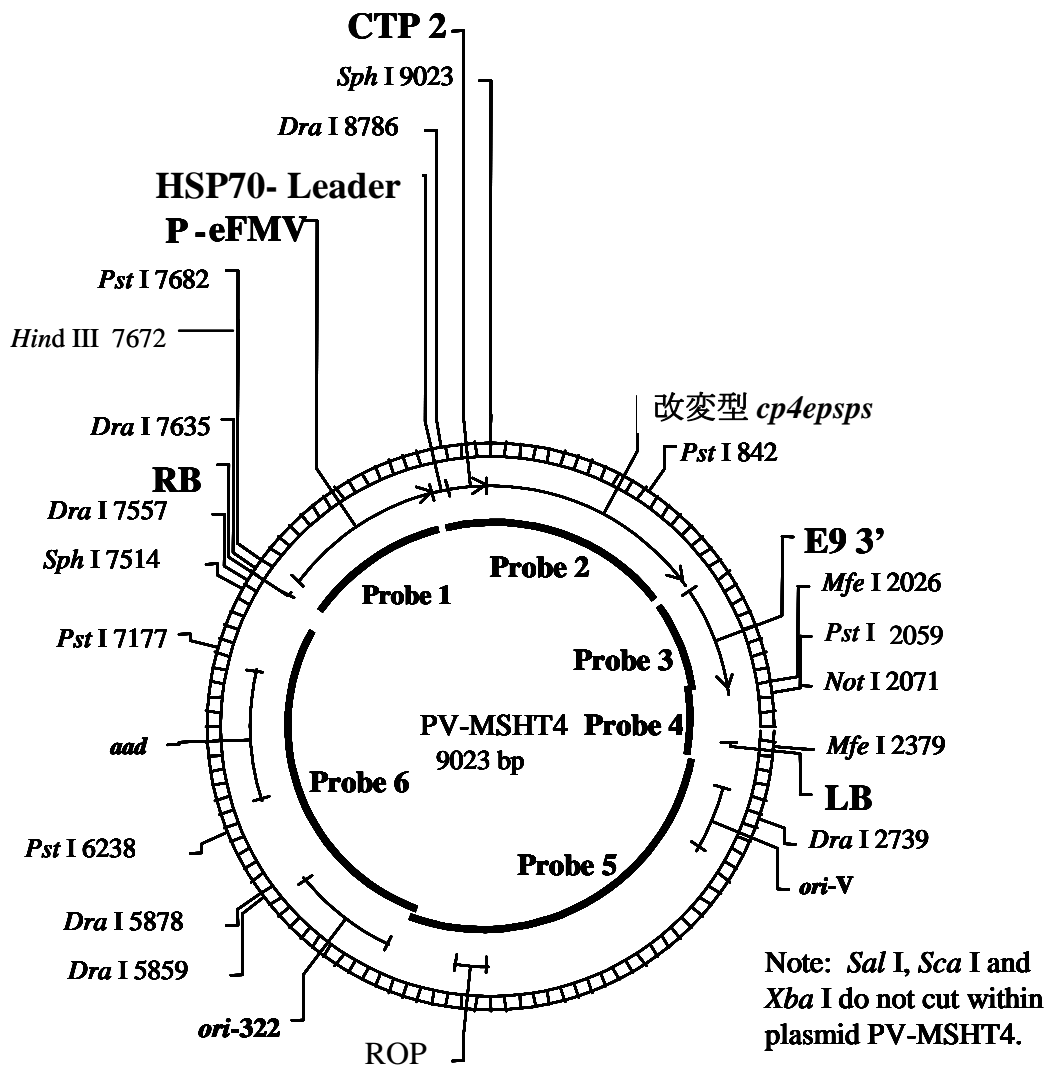


Figure 2 Plasmid map of PV-MSHT4

The T-DNA region introduced into this recombinant Alfalfa J101 and J163 is from RB to LB in the above map in the clockwise direction.

iii) Processes of rearing of living modified organisms

【Processes of rearing J101 and J163】

T-DNA region in the plasmid vector PV-MSHT4 was introduced into tissue section of R2336 line by the Agrobacterium method, then transferred to the tissue culture medium including carbenicillin and cefotaxime to decontaminate *A. tumefaciens* ABI strain, and finally placed onto the medium added with glyphosate to regenerate the plant body from growing callus tissue. In this process, it was confirmed that there remains no residual Agrobacterium. From the regenerated individuals (referred to as T₀ generation), the glyphosate-tolerant 52 lines were selected by confirming the introduced gene based on the glyphosate tolerance testing and Southern blotting analysis. Then field tests were carried out from 1999 at a total of 70 sites in US, Canada and Argentina. Based on the test results, pedigree selection was started to rear excellent maternal line individual group, and finally this recombinant Alfalfa J101 line and J163 line were selected as the excellent line for production of commercial cultivars.

【Processes of rearing J101 x J163】

For the development of this stack Alfalfa, as mentioned in p9, the line-specific PCR is conducted in the F1 population obtained by the crossing between the population of J101 individuals and the population of J163 individuals to select the individual, which has the both genes, modified *cp4 epsps* genes derived from J101 and J163, for use as the Syn1 generation, by traditional breeding method.

Application for approval for use as food was submitted to the Ministry of Health, Labour and Welfare in August 2004 and it is under examination. Application for approval for use as feed was submitted to the Ministry of Agriculture, Forestry and Fisheries in August 2004.

(4) State of existence of nucleic acid transferred in cells and stability of expression of traits caused by the nucleic acid

i) Place where the replication product of transferred nucleic acid

The replication product of transferred nucleic acid is located on the chromosome of the recombinant plant.

ii) The number of copies of replication product of transferred nucleic acid and the stability of transferring in multiple generations

As a result of Southern blotting analysis on the inserted gene, it was confirmed that one copy of T-DNA region is inserted at one site on the chromosome of this recombinant Alfalfa. It was also confirmed that no other fragment than T-DNA region is inserted and the modified *cp4 epsps* gene expression cassette in T-DNA is inserted in the intact form. Southern blotting analyses on multiple generations revealed that the inserted genes are stably inherited in posterity.

iii) The position relationship in the case of multiple copies existing in chromosome

This item is not applicable due to the one copy.

iv) The stability of the expression among individuals and generations under natural conditions

The stability of the expression of CP4 EPSPS protein in this recombinant Alfalfa has been evaluated based on the tolerance to glyphosate herbicide in multiple generations.

v) Presence or absence, and degree of transmission of nucleic acid transferred through virus infection and/or other routes to wild animals and wild plants

For generation of this recombinant Alfalfa, Agrobacterium method is used, though it is confirmed that there is no residual Agrobacterium. As a result, there is no risk that any DNA fragment can be transmitted to wild animals and wild plants.

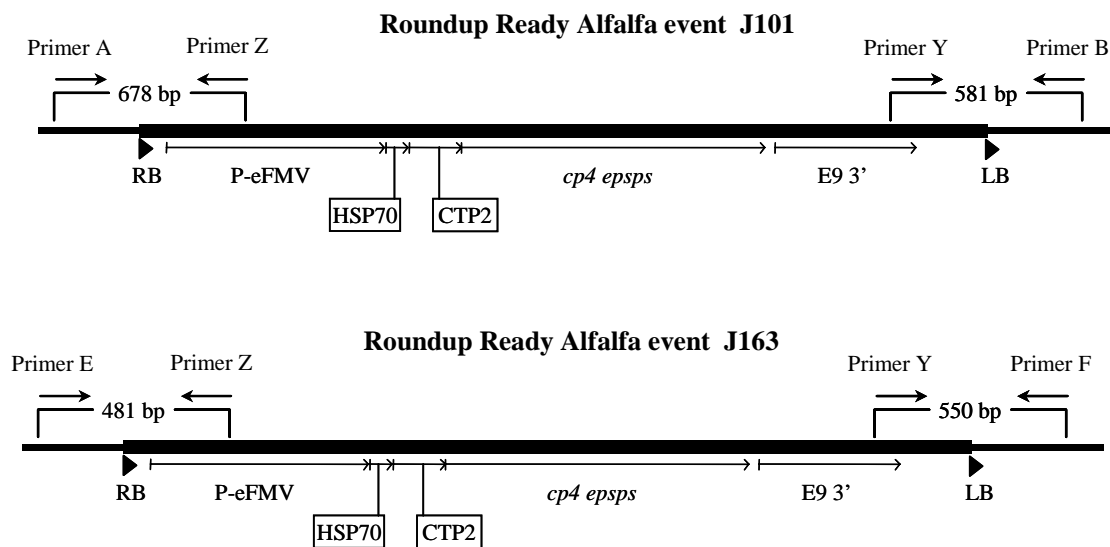


Figure 3 Inserted gene map of this recombinant Alfalfa J101 and J163

Primer A, B, E and F are constructed by DNA sequences of the each Alfalfa genome.

- (5) Methods of detection and identification of living modified organisms and their sensitivity and reliability

For the methods for detection and identification of this recombinant Alfalfa J101 and J163, a qualitative PCR method has been developed where the DNA sequences of the inserted genes and neighboring areas of plant genome are used as primers (primers A, B, E, F, Y and Z in Figure 3). This method makes it possible to specifically detect this recombinant Alfalfa J101 and J163.

This stack Alfalfa can be detected and identified without fault by conducting the above method to every seed of Alfalfa.

- (6) Difference from the recipient organism or the species to which the recipient organism belongs

It has been indirectly demonstrated that the CP4 EPSPS protein is expressed in the plant body of this stack Alfalfa by the function of genes which were inserted in parent lines J101 and J163. As mentioned in I-2-(1)-ii), it has been suggested that the EPSPS protein, which possesses the same functions as CP4 EPSPS protein, is not a rate-determining enzyme in the shikimate pathway, and Monsanto Co. examined aromatic amino acid content in the seeds of the recombinant crops in the process of food/feed safety assessment of crop plants (soybean, coleseed, cotton and maize) that are tolerant to the Roundup herbicides, and confirmed that there is no difference in the aromatic amino acid content between the original non-recombinant plants and recombinant plants. Thus, CP4 EPSPS protein is considered not to affect the metabolic pathway of recipient organism. In addition, since the CP4 EPSPS proteins derived from J101 and J163 are expressed by the introduced same modified *cp4 epsps* genes, they are considered same. As a result, it is hard to consider that these proteins would affect each other.

Confirmation was actually made whether the expression level of CP4 EPSPS protein in this stack Alfalfa could vary compared to the parent lines based on the traditional cross-breeding method. The Syn1 of J101 and J163, and the Syn1 of this stack Alfalfa J101×J163 were tested. In the filed tests at a total of 6 sites in the US (the states of California, Illinois, Iowa, New York, Washington and Wisconsin), stem and leaf was harvested once during the growing period in 2001 and 2002, and the expression level of CP4 EPSPS protein in the stem and leaf (first plant) was analyzed based on the ELISA method. In the fields at 3 sites in California, Illinois and Washington, the expression level of CP4 EPSPS was also analyzed in 2001 and 2002 for the second harvested stem and leaf (second plant).

The mean expression level of CP4 EPSPS protein in a total of 9 harvested plant samples was found 276µg/g fwt (µg/g fresh weight) (range: 220 to 340µg/g fwt) for J101 in 2001 and 238µg/g fwt (range: 160 to 340µg/g fwt) in 2002, 317µg/g fwt (range: 270 to 380µg/g fwt) for J163 in 2001 and 223µg/g fwt (range: 140 to 340µg/g fwt) in 2002, and 312µg/g fwt (range: 260-390µg/g fwt) for J101×J163 in 2001 and 192µg/g fwt (range: 120 to 310µg/g fwt) in 2002 (Table 3). In these expression levels, variations were observed depending on the year of cultivation, cultivation area and line, though it was confirmed that the expression level of CP4 EPSPS protein in this stack Alfalfa is equivalent to that of the parent lines J101 and J163, and that the expression level is not increased by the traditional cross-breeding method.

The mean number of modified *cp4 epsps* genes in the Syn1 generation of this stack Alfalfa per individual is found 2.39, while it is 1.00 in the parent lines J101 and J161, showing the higher number of modified *cp4 epsps* genes in this stack Alfalfa compared to the parent lines, though the expression level of CP4 EPSPS protein is found not increased. This observation result is not specific to this recombinant Alfalfa but there is a report that the number of copies of inserted genes and the expression level of the protein encoded by the inserted genes do not always exhibit direct proportion. The expression level of gene in a plant is regulated by a complicated control mechanism in the process from transcription to the expression of the end product protein, involving a variety of factors. Therefore, it is considered that the number of copies of gene is not any important factor for determining the expression level.

Based on the above understanding, the difference between this stack Alfalfa and Alfalfa which is the taxonomic species to which the recipient organism belongs was determined with the use of the results of individual examinations for the various characteristics of J101 and J163.

Table 3 Expression level of CP4 EPSPS protein in the recombinant Alfalfa J101 and J163, and the stack Alfalfa J101 x J163

		Expression level of CP4 EPSPS protein in stem and leaf ($\mu\text{g/gf wt}$)					
		Fiscal year of harvesting					
		2001			2002		
Location of field	Harvet plant ¹	J101	J163	J101×J163	J101	J163	J101×J163
California	First plant	270	320	390	240	220	120
Illinois	First plant	260	320	290	270	310	200
Iowa	First plant	300	380	290	210	150	180
New York	First plant	270	290	280	220	180	140
Washington	First plant	220	270	330	160	140	120
Wisconsin	First plant	300	330	260	200	140	150
California	Second plant	290	320	340	340	340	280
Illinois	Second plant	230	330	270	280	290	230
Washington	Second plant	340	290	360	220	240	310
	Mean ²	276	317	312	238	223	192
	Min.	220	270	260	160	140	120
	Max.	340	380	390	340	340	310

1) Stem and leaf samples were harvested in bulk from individual fields for 4 repeats (49 individuals in each repeat) for analysis.

The expression level of CP4 EPSPS protein shows a mean value of the 4 repeats for each field sample.

2) The mean value of the expression level of CP4 EPSPS protein in the 9 different stem and leaf samples harvested at 6 fields.

i) By the expression of CP4 EPSPS protein encoded by the modified *cp4 epsps* gene in this recombinant Alfalfa J101 and J163, tolerance to glyphosate herbicide is conferred.

ii) Differences between this recombinant Alfalfa and Null type Alfalfa were examined based on the results of isolated field tests conducted from July 2002 to February 2004 at National Agricultural Research Center for Hokkaido Region (NARCH). The Null type Alfalfa refers to a group of glyphosate-sensitive individuals obtained in the process of development of this recombinant Alfalfa by segregating the modified *cp4 epsps* gene from BC2 generation. For the Null type Alfalfa, it was confirmed for every individual based on the ELISA method that CP4 EPSPS protein is not expressed, based on the PCR method that the modified *cp4 epsps* gene is not introduced, and based on the Southern blotting method that any DNA fragment derived from plasmid is not inserted.

Due to the property of inbreeding depression inherent in Alfalfa, cross-breeding with several groups of excellent individuals of conventional species has been conducted in the process of development and maintenance of this recombinant Alfalfa. As a result, there exists no control species which possesses any equivalent genetic background as this recombinant Alfalfa. Then, for the control species for the test, the Null type Alfalfa in the same generation as this recombinant Alfalfa under the test was selected rather than the recipient organism species used for the gene introduction.

Since it has not been clarified whether this recombinant Alfalfa can grow under the natural conditions in Japan, two cultivars, Makiwakaba and Rambler, were also tested as reference cultivars. Makiwakaba is one of the Alfalfa cultivars developed by the NARCH to accommodate the environmental condition in Hokkaido. On the other hand, Rambler is a typical cultivar in the US, though it is reportedly less adaptable to the environmental condition in Hokkaido.

(a) Morphological and growth characteristics

For the morphological and growth characteristics, evaluation was made on the following items: 6 items for the first year of cultivation (uniformity of germination, germinating rate, leaf color, plant height at harvesting, weight of above ground part, and plant height at regeneration in autumn), and 13 items for the second year of cultivation {cold-tolerance (rate of lost roots), cold-tolerance (strength of plant in early spring), plant type, number of stems, flowering time, the color of flower, plant height at flowering time, number of effective flower buds, extent of seedpod splitting, weight of above ground part, number of seeds per seedpod, weight of 1,000 seeds}. As a result, a statistically significant difference was observed between this recombinant Alfalfa J101 and J163 and the control Null type Alfalfa in the plant height (flowering time) for the second year of cultivation of J101, and in the plant height at regeneration in autumn for the first year of cultivation of J163, though no specific difference was found in the other items.

Therefore, a statistically significant difference may be observed between this stack Alfalfa and Alfalfa which is the taxonomic species to which the recipient organism belongs, in the plant height for the second year of cultivation and in the plant height at regeneration in autumn for the first year of cultivation. However, it is considered that there is no difference in the other morphological and growth characteristics between this stack Alfalfa and Alfalfa which is the taxonomic species to which the recipient organism belongs.

(b) Chilling-tolerance and heat-tolerance at the early stage of growth

Chilling-tolerance and heat-tolerance at the early stage of growth were not evaluated due to the facts that no difference was observed in wintering ability between this recombinant Alfalfa and the control Null type Alfalfa with regard to the mature plants as mentioned in the following section and that Alfalfa is

perennial by nature and this recombinant Alfalfa is found to be able to overwinter and survive summer in the field tests in the US and no difference is observed in the perennial property between this recombinant Alfalfa and conventional Alfalfa.

(c) Wintering ability and summer survival of the matured plant

For this recombinant Alfalfa J101 and J163 and the control Null type Alfalfa, wintering ability was evaluated by investigating the dormancy in autumn of plants regenerated after surviving summer (investigating the plant height of plants regenerated after harvesting in autumn) and the rate of lost roots, beginning of germination, and strength of plant in early spring in the second year of cultivation. As a result, a statistically significant difference was observed in the plant height at regeneration in autumn between this recombinant Alfalfa J163 and the control Null type Alfalfa, though no specific difference was found in the other items. Therefore, it is considered that there is no difference in wintering ability between this recombinant Alfalfa J101 and J163 and the control Null type Alfalfa, even if this recombinant Alfalfa J163 is lower cold-tolerance than the control Null type Alfalfa. In addition, based on the findings that no difference was observed in the weight of above ground part at harvesting time between the recombinant Alfalfa J101 and J163 and the control Null type Alfalfa, it is considered that there is no difference in the summer survival between this recombinant Alfalfa J101 and J163 and the control Null type Alfalfa.

Therefore, it is considered that there is no difference in wintering ability and summer survival of the matured plant between this stack Alfalfa and Alfalfa which is the taxonomic species to which the recipient organism belongs.

(d) Fertility and size of the pollen

Caryopses of this recombinant Alfalfa J101 and J163 and the control Null type Alfalfa at flowering time were sampled, and the pollens were stained with the potassium ionide aqueous solution to examine their fertility and sizes. As a result, no statistically significant difference was found in the fertility of pollens between this recombinant Alfalfa and the Null type Alfalfa. In addition, no difference was observed in shape and size of pollens between them.

Therefore, it is considered that there is no difference in fertility and size of the pollen between this stack Alfalfa and Alfalfa which is the taxonomic species to which the recipient organism belongs.

(e) Production, germination rate, dormancy, and shedding habit of the seed

In the isolated field tests, insect screens had to be installed during the flowering period to protect the testing fields against invasion of pollen-transmitting insects for preventing possible crossing with any Alfalfa cultivars outside the isolated field. For this reason, for the production of seeds, evaluation was made by investigating the number of blooming flowers, the number of seeds per seedpod obtained by the artificial cross pollination and artificial

self-pollination in a given plot, and the weight of 1,000 seeds. As mentioned in a) Morphological and growth characteristics, no statistically significant difference was observed in the number of blooming flowers, number of seeds per seedpod, and weight of 1,000 seeds between this recombinant Alfalfa J101 and J163 and the control Null type Alfalfa. In addition, it is found that the number of seeds per seedpod is smaller in the self-fertilization compared to the cross-fertilization and also there is no difference in the self-incompatibility.

For the shedding habit, seedpods of this recombinant Alfalfa J101 and J163 and the Null type Alfalfa were taken hold of with a hand at harvest time after seed set to evaluate the ease of splitting of seedpods. As a result, no split seedpod was found both in this recombinant Alfalfa and the control Null type Alfalfa, and no difference was observed between them.

With regard to the dormancy and germinating rate, the seeds harvested from this recombinant Alfalfa J101 and J163 and the control Null type Alfalfa were put in a Petri dish containing dampened filter paper, 30 seeds per each of three replications, which is placed in an incubator maintained at around 25°C to investigate the germinating rate. In addition, the germinating rate was also investigated in the similar manner for the harvested seeds which had the water-resistant seed coat damaged since the matured seeds of Alfalfa often form impermeable seed coat preventing water absorption. As a result, for both the "as is" seeds and the seeds having the seed coat damaged, no statistically significant difference was observed in germinating rate between this recombinant Alfalfa J101 and J163 and the control Null type Alfalfa. It was also confirmed that the seeds which failed to germinate in the germination test for those having the seed coat damaged became all rotten in both this recombinant Alfalfa J101 and J163 and the control Null type Alfalfa and left out from dormancy. Therefore, also for the dormancy of seeds, it is considered that there is no difference between this recombinant Alfalfa J101 and J163 and the control Null type Alfalfa.

Therefore, it is considered that there is no difference in production, germination rate, dormancy, and shedding habit of the seed between this stack Alfalfa and Alfalfa which is the taxonomic species to which the recipient organism belongs.

(f) Crossability

As mentioned earlier in I-(3)-iii)-c), there exists no wild relative in Japan which can cross with Alfalfa. For this reason, crossability test was not conducted.

(g) Productivity of harmful substances

As a result of succeeding crop test, plow-in test and soil microflora tests on this recombinant Alfalfa J101 and J163 and the control Null type Alfalfa to evaluate the productivity of harmful substances, no statistically significant difference was observed between them.

It is known that Alfalfa releases some water-soluble allelochemicals which can inhibit the growth of Alfalfa itself and other plants from stem and leaf, roots and other plant tissues, though any additional allelochemical has not been identified. As a result of the Sandwich method for the production of allelochemical in this recombinant Alfalfa J101 and J163 and the control Null type Alfalfa, no statistically significant difference was observed.

Alfalfa is a legume and the root nodule bacteria coexist in the roots, thereby forming the root nodules. At harvest time of this recombinant Alfalfa J101 and J163 and the control Null type Alfalfa, the roots were dug up for 5 individuals in the central furrow in each plot to determine the number of root nodules per individual which was then converted into the value per 1kg of roots for evaluation of possible effects on the root nodule bacteria. As a result, no statistically significant difference was observed between them.

Therefore, it is considered that there is no difference in productivity of harmful substances between this stack Alfalfa and Alfalfa which is the taxonomic species to which the recipient organism belongs.

II. Review by persons with specialized knowledge and experience concerning Adverse Effect on Biological Diversity

A review was made by persons with specialized knowledge and experience concerning Adverse Effect on Biological Diversity (called Experts) for possible Adverse Effect on Biological Diversity caused by the use in accordance with the Type 1 Use Regulation for Living Modified Organism based on the "Law concerning the Conservation and Sustainable Use of Biological Diversity through Regulations on the Use of Living Modified Organisms." Results of the review are listed below.

Alfalfa is an allogamous plant having a high self-incompatibility, and it causes significant inbreeding depression when genetically fixed by self-fertilization. For this reason, generally for Alfalfa, among the progeny obtained by cross-breeding of several lines of excellent quality, excellent individuals are selected as the maternal line population. Then, the progeny population which has enhanced the frequency of expression of the individuals showing excellent quality by random mating of the maternal line population is treated as practical variety.

This stack Alfalfa refers to the progeny population obtained by random mating of the maternal line population selected as the stack line which contains the modified *cp4 epsps* (genes tolerant to glyphosate) transferred to the parents among the progeny obtained by random mating of the parent lines, Alfalfa tolerant to glyphosate herbicide (MON-00101-8) and Alfalfa tolerant to glyphosate herbicide (MON-00163-7) based on the above mentioned breeding method. Therefore, this stack Alfalfa includes the individuals which contain the modified *cp4 epsps* from both MON-00101-8 and MON-00163-7, the individuals which contain the glyphosate tolerant genes from either one of the lines, and the individuals which do not contain any glyphosate tolerant gene. The theoretical value of the mean number of transferred genes per individual in the commercialized generation of this stack Alfalfa is found 2.30.

For the parent lines of this stack Alfalfa, MON-00101-8 and MON-00163-7, it was already

judged individually by the Evaluation Committee for Adverse Effect on Biological Diversity that the similar use in accordance with Type 1 Use Regulation as this stack Alfalfa causes no Adverse Effect on Biological Diversity.

(1) Item-by-item assessment of Adverse Effect on Biological Diversity

Interaction associated with intended traits

The transferred modified *cp4 epsps* encodes the CP4 EPSPS protein. It is suggested that CP4 EPSPS protein possesses high substrate specificity and thus, it is unlikely that the traits provided by the CP4 EPSPS protein can have any unintended effects on the metabolic system of the recipient organism.

In addition, based on the findings of ELISA analysis on protein that the mean expression level of CP4 EPSPS protein in this stack Alfalfa is almost equivalent to the expression level of protein in MON-00101-8 and MON-00163-7, it is considered that the expression level of the traits of the herbicide tolerant individuals contained in this stack Alfalfa do not vary compared to the parent lines.

Therefore, with regard to this stack Alfalfa, it is considered that there is no change in the traits which require assessment based on comparison with the parent lines. As a result, the contents of the item-by-item assessment of Adverse Effect on Biological Diversity caused by competitiveness, productivity of harmful substances and crossability are similar as those of the parent lines.

(2) Conclusion

Based on the above understanding, the Biological Diversity Risk Assessment Report concluded that there is no risk that the use of this stack Alfalfa in accordance with Type 1 Use Regulation causes Adverse Effect on Biological Diversity. It was judged that the conclusion above made by the applicant is valid.